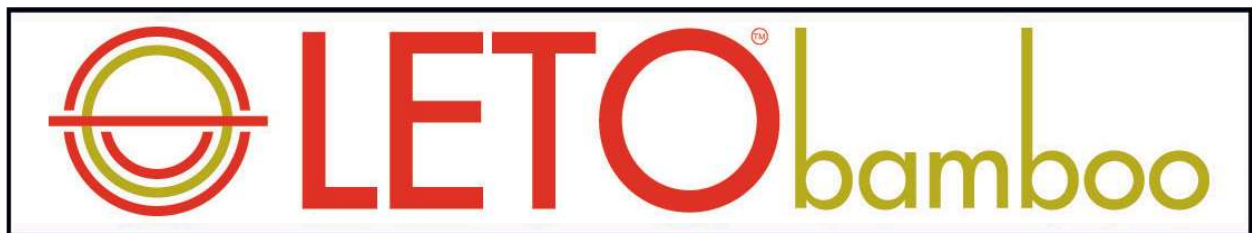



Doors.



14 Endeavour Way, Braeside, Victoria,
letobamboo.com
+61 3 8512 0681

Australia, 3195.
letosales@letobamboo.com
0492 990 970

Good to know:



- **LETObamboo** is an Australian owned company based in Victoria, with a network of distributors and re-sellers around Australia.
- All our doors are **made here in Melbourne** – customisation is easy.
- All the bamboo doors we supply are made to your size and ready for clear finishing or painting. Do not use any sealer containing petrochemicals: we suggest **non-toxic, water-based sealants** such as Intergrain Ultraclear Exterior to all faces, especially the bottom edge of your door.
- Our bamboo is certified by the **Forest Stewardship Council** and complies with the stringent tests applied by the **Living Building Challenge**. Our material is completely non-toxic, and carbon rich. As such, it is **extraordinarily strong**. Bamboo absorbs much more carbon than a stand of trees of the equivalent area, along with numerous other benefits to humankind and the Earth.
- Our doors can be **up to 3m** tall and 1200 wide. If it needs to be wider, we can discuss that with you.
- **Solid core and semi-solid** (lighter weight with an acoustic core for 'over-size' or large pivot doors)
- **40mm thick** is standard for an Entrance door, but we can make them thicker. We also have 35mm thick internal doors available.
- **White translucent or clear laminated** glazing is standard, but we can arrange other glass types upon request.

First: Choose a texture



Narrow Grain - Natural



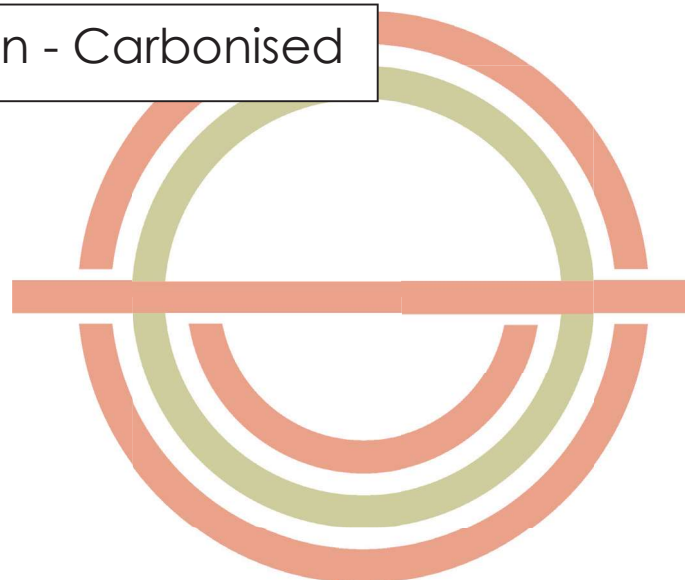
Narrow Grain - Carbonised



Wide Grain - Carbonised



Strand Woven - Carbonised



Second: Choose a design – be inspired



'Janus' in Strand Woven
– Carbonised colour.



'Shaker' door
with transom
Narrow Grain –
Carbonised
colour



'Perses' (V
grooves) or
'Stichos'
(channels)
Narrow Grain -
carbonised
colour




'Janus' in Narrow
Grain, carbonised
colour – raw – ready
to seal or paint.




'Gelos' solid or
'Minos' glazed
Narrow Grain –
Natural colour


Choose from our routed or laser etched designs:




Janus




Janus 2




Janus 3



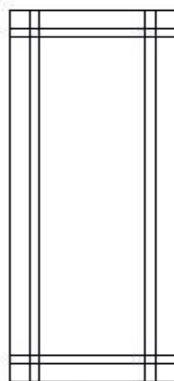
Janus 4



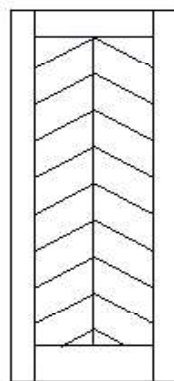
Janus 5



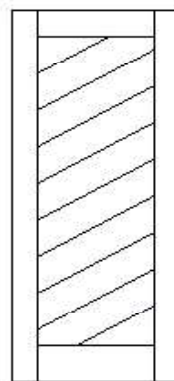
Alecto



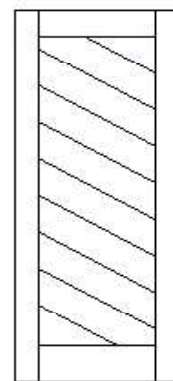
Angelia




Kratos



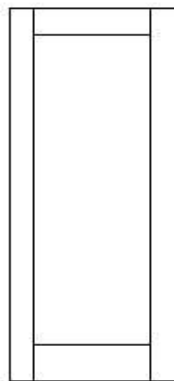
Styx




Nyx




Apollo



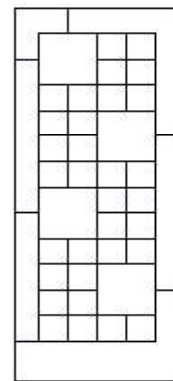
Helios



Perses/Stichos



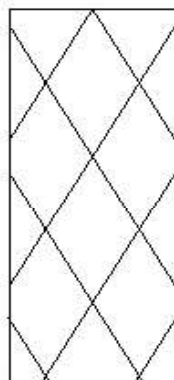
Crius



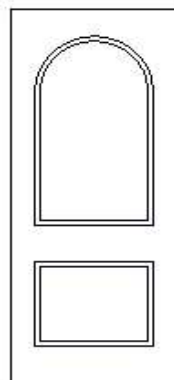
Eros



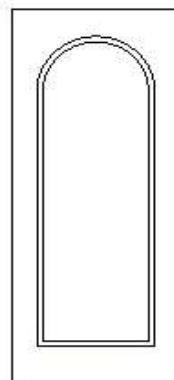
Setoria



Selene



Artemis



Gelos



Antheia



Be inspired by a glazed design:



'Danae' custom in Strand Woven - carbonised colour.

'Ares' door with clear glass

Strand Woven
– Carbonised colour.



'Orion' – 5-light door with white translucent glass

Strand Woven
– Carbonised

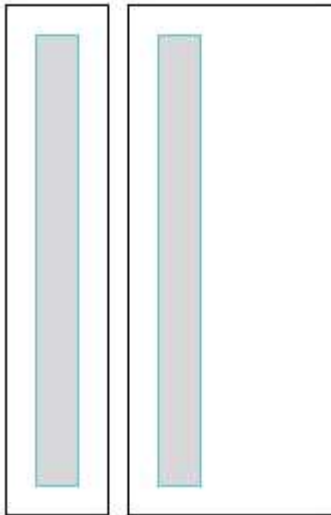


Plain Solid Core Door with Vision Panel (commercial application)

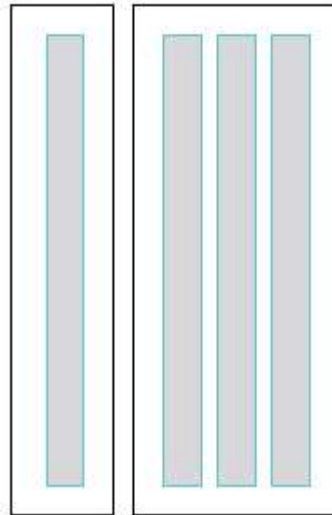
Narrow Grain – carbonised colour.



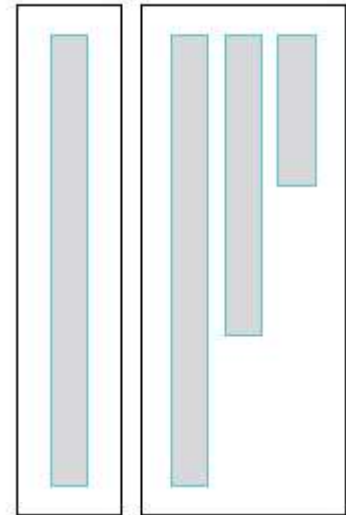
Choose from some of our glazed designs:



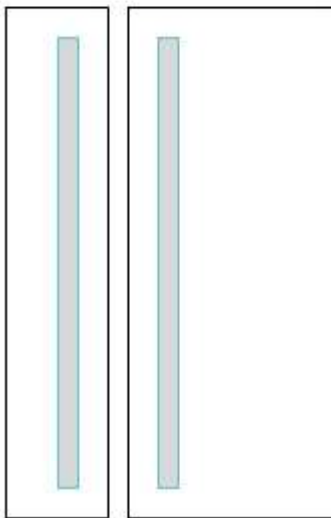
Ares



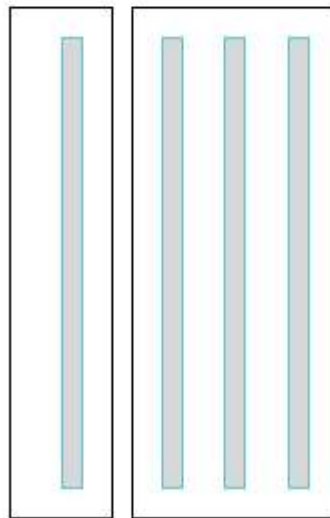
Hera




Zeus




Anax-1




Anax-3




Nereus



Danae-C




Danae-L



Galene



Rhea



Minos

More designs and ideas to inspire:



'Selene' door
Strand Woven –
Carbonised
colour.



'Janus' customised
with handles to suit
Narrow grain –
Carbonised colour


'Crios' glazed door Narrow Grain –
carbonised colour – clear finished.

LETObamboo can arrange **laser etching** to the face of your doors in a design of your choice.

Colour printing of logos, photos, images of your choice or simply lettering can be applied to the faces of your doors up to 2400 x 1200 in size.




Choose from some other glazed and routed designs:




Geryon




Talon



Orion-3




Orion-4




Orion-5




Atlas-1



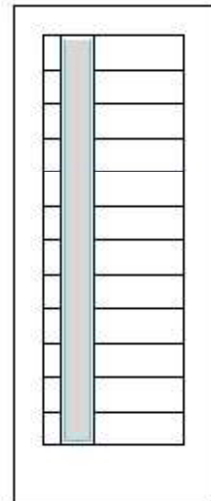
Atlas-4



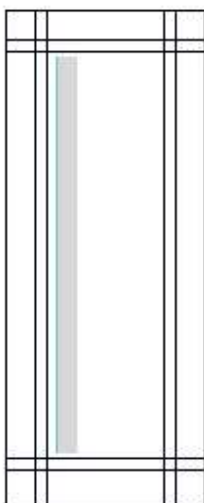
Atlas-5



Atlas-6



Crios



Boreas


DOORS and WALL CLADDING

Terms and Conditions of Trade; Handling and Storage.

- Bamboo is a natural material and as such has variations in texture and colour from the samples available and between each panel. These natural variations are not defects. Clients are welcome to hand select the sheet of their choice from the stocks available. Minor shrinkage or swelling of the bamboo panels will vary across the seasons and moisture content of the surrounding environment.
- Care must be taken with handling and storage of the doors; not to be stored in a damp environment. Doors supplied are to be stored vertically (not leaning) or laying down and supported over the entire surface area on a flat, smooth support. Guarantee will be voided if the suitable storage conditions have resulted in the warping or other damage to the doors prior to installation. Loss of moisture (dry conditions) affecting the doors (less than 12% moisture content) or gain of moisture to the doors (exceeding 18%) will void warranty conditions.
- CORRECT STORAGE CARE IS PARAMOUNT TO THE SUBSEQUENT SUCCESSFUL INSTALLATION OF THE DOORS.
- All doors should be inspected visually upon delivery for any visible defects prior to hanging or applying the first coat of sealer/finish. Notification in writing must be made to the supplier within 5 days of delivery.
- **No returns will be accepted after the door has been trimmed in any way.**
- Solid Core or semi-solid doors supplied by LETObamboo must be hung on 3 hinges to 2040 high. 4 hinges, or a hinge system to be used to hang doors taller than 2040mm. SOLID bamboo doors weigh approx. 27.6kg per m².
- Entrance doors should be protected from the weather (rain and sun exposure) by permanent structures such as eaves, walls, extended roof lines, and/or security doors. Complete sealing of ALL the door faces is mandatory.
- Immediately after fitting (trimmed, holes made for hinges and hardware) ALL faces – especially top, bottom faces and all cut-outs – MUST be sealed in a suitable sealer, with a minimum of 2 coats to all raw surfaces to prevent absorption of moisture causing changes in the shape of the door.
- Bamboo doors MUST be sealed with water-based sealants. DO NOT USE solvent based finishes, especially any petro-chemicals, as these will attack the adhesives that bind the bamboo together. Exterior grade sealants are required for exterior applications. Contact LETObamboo for suggested sealants.
- Entrance and Exterior doors should be finished in light colours in order to reduce heat absorption which may cause warping or shrinkage – particularly when facing a Westerly direction. Dark colours may void warranty.
- Regular inspections and maintenance should be carried out to prevent deterioration. LETObamboo or it's re-sellers will not be held responsible for lack of maintenance.





Guarantee:

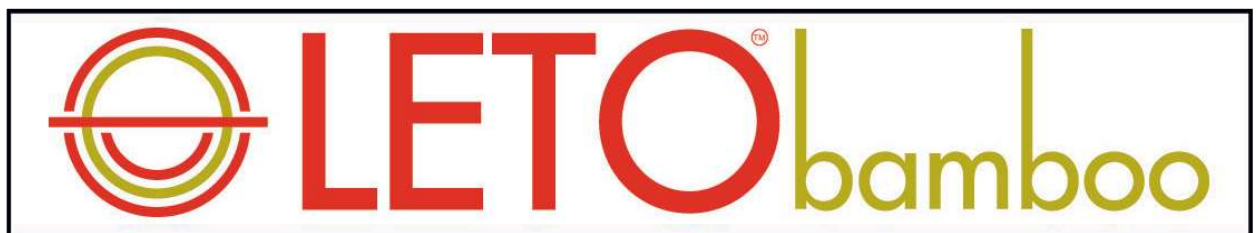
- Australian Consumer Law (statutory law) enshrines the consumer rights of repair, replace, refund. These rights will be upheld by LETObamboo in the instance that the doors supplied fail to be acceptable for good and fair reason, on the proviso LETObamboo is notified in writing WITHIN 7 days of delivery to site.
- LETObamboo will uphold the above conditions for the life of the door/s where all conditions of sale have been met and can be substantiated. Normal wear and tear or damage excepted.



For Architects, Interior Designers and Specifiers:

LOCATION	ROOM NUMBER	ID	DOOR LEAF					DOOR FRAME		Comments
			Door No.	Leaf Height	Leaf Width	Leaf Thickness	Leaf Material	Leaf Finish	Frame Type	
			Up to 2420 mm	Up to 1210	30mm, 35mm, 40mm, or 50mm	SC-B	Water-based	100% Bamboo	Water-based	SC-B - Solid Core - 100% Bamboo (Choice of Narrow Grain in Carbonised or Natural colour; or Strand Woven in Carbonised colour)
			Up to 2420 mm	Up to 1210	30mm, 35mm, 40mm, or 50mm	SS-B	Water-based	100% Bamboo	Water-based	SS-B Semi-Solid Core - Bamboo (100% bamboo rails and stiles with acoustic infill) Available in Narrow Grain in Carbonised or Natural colour AND Strand Woven Carbonised colour
			Up to 3030mm	Up to 1210	30mm, 35mm, 40mm, or 50mm	SC-B	Water-based	100% Bamboo	Water-based	SC-B - Solid Core - 100% Bamboo (Choice of Narrow Grain in Carbonised or Natural colour)
			Up to 3030mm	Up to 1350 wide	40mm or 50mm	SS-B	Water-based	100% Bamboo	Water-based	SS-B Semi-Solid Core - Bamboo (100% bamboo rails and stiles with acoustic infill) Available in Narrow Grain in Carbonised or Natural colour

100% Bamboo Plywood Styles		
Style / Code	Description	Image
NG_C	Narrow Grain – Carbonised Colour	 <small>Narrow Grain - Carbonised</small>
NG_N	Narrow Grain – Natural Colour	
WG_C	Wide Grain – Carbonised Colour	 <small>Wide Grain - Carbonised</small>
SW_C	Strand Woven – Carbonised Colour	 <small>Strand Woven - Carbonised</small>



14 Endeavour Way, Braeside, Victoria,
letobamboo.com
+61 3 8512 0681

Australia, 3195.
letosales@letobamboo.com
0492 990 970